



Safe Password Booklet F-2



NAME: _____

GRADE: _____


NAME: _____

DATE: _____

SAFE PASSWORD TIP #1

Make it long! Have 8 characters!

Write down 3 passwords
you could use that are 8
characters long.



PASSWORD 1

PASSWORD 2

PASSWORD 3



***If it is LONG it is hard to guess.
A character could be A, 4 or !.***



W ? S K O

NAME: _____

DATE: _____

SAFE PASSWORD TIP #2

**Use letters, numbers,
and symbols in your
password.**

Write down **4 letters**, **2 numbers** and
2 symbols you could use in your password.

Letters

Numbers





Symbols

Use symbols like ! or @



***Why? Numbers & symbols make it harder
for others to guess.***





NAME: _____

DATE: _____

SAFE PASSWORD TIP #3

Use a capital letter!

Use your passwords from page 1 and add a **capital** letter, a **number** and a **symbol**.

PASSWORD 1

PASSWORD 2


PASSWORD 3

Use symbols like @, ! or #




Why? Capital letters make it harder for others to guess.





NAME: _____

DATE: _____



SAFE PASSWORD TIP #4

Don't use your name or your pet's name.

Check your passwords from page 3.

Did you use
your name?

PASSWORD 1

☐

Yes

☐

No

PASSWORD 2

☐

Yes

☐

No

PASSWORD 3

☐

Yes

☐

No

Did you use
your pet's name?

PASSWORD 1

☐

Yes

☐

No

PASSWORD 2

☐

Yes

☐

No

PASSWORD 3

☐

Yes

☐

No



***Why? Your name or a pet's name makes
your password easy to guess.***

